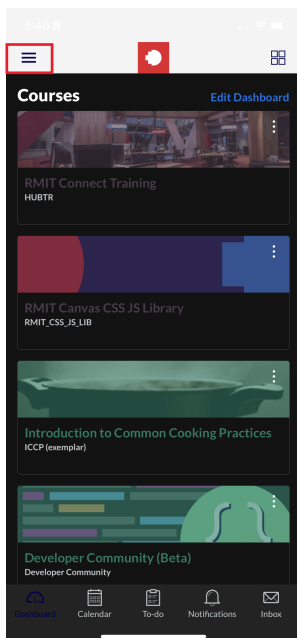


# Changing to Light Mode in the Canvas Mobile App

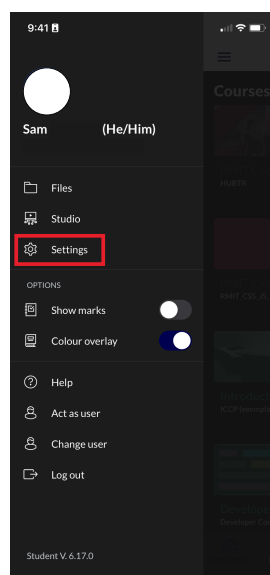
## 1. Open the app, and click the hamburger menu



The icon is in the top left hand corner of the screen shown here.

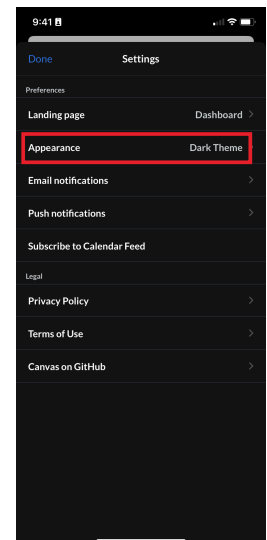
## 2. Select Settings

In the menu, you'll find an option for settings. You need to tap this option.



## 3. Select Appearance

In the settings options that are revealed from the previous step, select appearance.



## 4. Select Light Mode

To ensure the best experience on the Canvas app, make sure light mode is selected.

